

Thank you for purchasing

BIBLE STORY MINI-LESSON

ABRAHAM AND SARAH

This resource is Biblically sound and created with great care to share God's word with young learners. It includes


- A Mini-Lesson Plan to follow
- Full size (color and B/W) for teachers as you highlight the story with your class.
- Mini Books for you to print for your students.

Instructions

- Print the teacher book on cardstock and laminate for durability. (If using the B/W option, take some time to color it.)
- Print, cut and staple the student books on regular paper.
- I strongly recommend that you open up your Bible while you share this book with your students, so they understand that the whole story comes from the Bible.
- Later, your students can color these mini books and take them home to share with their family. Encourage the parents of your students to read these together and allow their child to share what they learned that week.

Happy Teaching!

~Becky

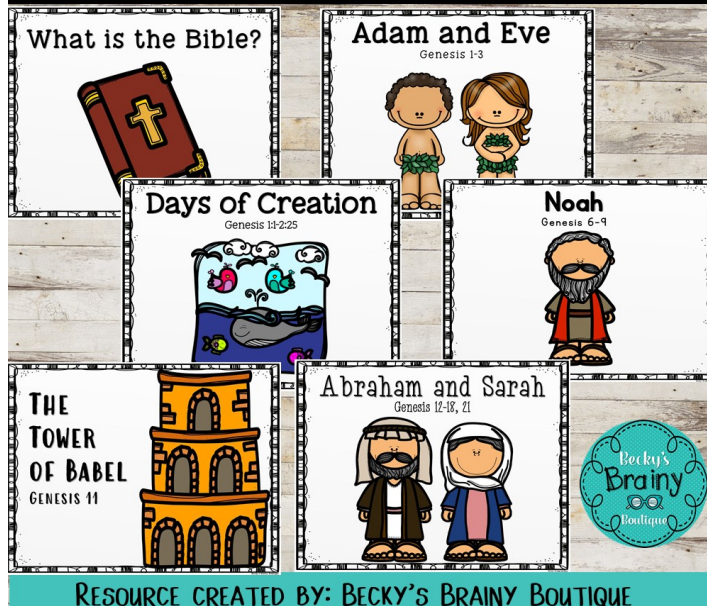


WANT MORE PRODUCTS LIKE THIS?



IF YOU LIKE THIS MINI LESSON AND WANT MORE LIKE IT, SAVE SOME MONEY AND GRAB A BUNDLE!

Bible Story Mini Lesson GROWING BUNDLE



For Young Learners



Bible Story Mini Lesson GROWING BUNDLE



For Young Learners

COMING SOON
EASTER
LESSONS

CHECK OUT ALL MY BIBLICAL RESOURCES HERE.

TABLE OF CONTENTS



PAGE 1	TEACHER INSTRUCTIONS
PAGE 2	BUNDLE & BIBLICAL RESOURCES LINKS
PAGE 3	TABLE OF CONTENTS
PAGE 4	LESSON PLAN
PAGES 5-9	TEACHER BOOK, COLOR
PAGES 10-14	TEACHER BOOK, BLACK & WHITE
PAGE 15	STUDENT MINI-BOOK
PAGE 16	ADDITIONAL PRODUCTS
PAGE 17	CREDITS & TERMS OF USE

Mini Lesson Plan

ABRAHAM AND SARAH

OBJECTIVE

Students will learn a brief overview of the story of Abraham & Sarah, from the Bible, Genesis 12-18, 21, and be able to answer discussion questions from the lesson.

MATERIALS

- Bible
- Printed Teacher Book
- Printed copies of the mini book for students (prepare these ahead of time by cutting the page into 4 pages and stapling the book together)
- Crayons/Pencils

TEACHING TIME (5 minutes)

Ask students to join you as you open your Bible to Genesis. Explain to students that the story you are going to share with them comes right from God's Word in the Old Testament.

Show students the cover page of the Teacher Book. Ask them to tell you what they see on that picture. That should lead to the discussion of a man and a woman, with gray hair. Tell the students to listen as you read the story.

Read the pages and show students the pictures as you go.

ACTIVITY (5 minutes)

Send students to their seats and distribute copies of their mini book. Direct students to write their name and color the pictures. When students are finished, move on to the discussion questions.


DISCUSSION (5 minutes)

1. What did God ask Abraham to do? (God asked Abraham to move to a new country.)
2. Where did God tell Abraham and Sarah to set up their tents? (God told them to live in the land of Canaan.)
3. Why did God tell Abraham to count the stars in the sky? (God knew that Abraham and Sarah wanted children so he told them that they would have as many children as there were stars in the sky.)
4. Did Abraham believe what God promised him? (Yes, Abraham believed God.)
5. Why did God call Abraham righteous and what does that mean? (God said Abraham was righteous because he believed what God told him. That meant that Abraham loved and obeyed God.)
6. How old were Abraham and Sarah when God blessed them with a baby boy? (Abraham was 100 and Sarah was 99 years old when God gave them a baby.)
7. What did they name the baby? (They named their son Isaac.)
8. What does the word faithfulness mean? (Faithfulness means that someone is true to their word and that they can be trusted to do what they say.)
9. Did God keep his promise to Abraham and Sarah? (Yes, God ALWAYS keeps his promises!)

Total Time for Lesson - 15 minutes

Abraham and Sarah


Genesis 12-18, 21




God chose a man named Abraham to be his special servant. Abraham loved and trusted God and willingly obeyed what God asked him to do. God told Abraham to move to a new country and promised to bless him.



Abraham and Sarah packed up and began their long journey to a far away place. They finally reached the land of Canaan, where God told them to set up their tents.






But Abraham and Sarah were sad because they were old and had no children. God told Abraham to count all the stars in the sky and that is how many children he would have. Abraham believed and God called him righteous.

When Abraham was 100 years old and Sarah was 90, God gave them a son. They named him Isaac.

Abraham and Sarah were so happy and they praised God for his faithfulness.



Abraham and Sarah


Genesis 12-18, 21




God chose a man named Abraham to be his special servant. Abraham loved and trusted God and willingly obeyed what God asked him to do. God told Abraham to move to a new country and promised to bless him.



Abraham and Sarah packed up and began their long journey to a far away place. They finally reached the land of Canaan, where God told them to set up their tents.






But Abraham and Sarah were sad because they were old and had no children. God told Abraham to count all the stars in the sky and that is how many children he would have. Abraham believed and God called him righteous.

When Abraham was 100 years old and Sarah was 90, God gave them a son. They named him Isaac.

Abraham and Sarah were so happy and they praised God for his faithfulness.



Abraham and Sarah

Name _____

God chose a man named Abraham to be his special servant. Abraham loved and trusted God and willingly obeyed what God asked him to do. God told Abraham to move to a new country and promised to bless him.



Abraham and Sarah packed up and began their long journey to a far away place. They finally reached the land of Canaan, where God told them to set up their tents.



But Abraham and Sarah were sad because they were old and had no children. God told Abraham to count all the stars in the sky and that is how many children he would have. Abraham believed and God called him righteous.

3

When Abraham was 100 years old and Sarah was 90, God gave them a son. They named him Isaac. Abraham and Sarah were so happy and they praised God for his faithfulness.



4

CHECK THESE OUT!



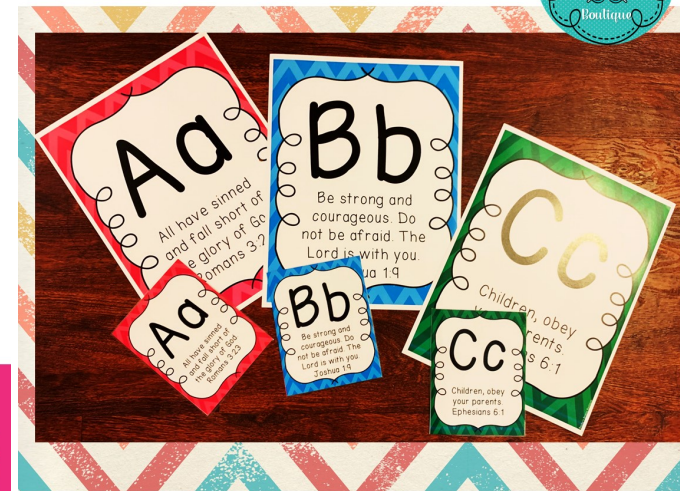
I HAVE, WHO HAS GAME GROWING BUNDLE



RESOURCE CREATED BY: BECKY'S BRAINY BOUTIQUE




BIBLE VERSE POSTERS & MINI CARDS





RESOURCE CREATED BY: BECKY'S BRAINY BOUTIQUE

175 JOURNAL PROMPTS



Resource created by: Becky's Brainy Boutique

FIND ALL MY
RESOURCES [HERE.](#)



Thank you for shopping at: BECKY'S BRAINY BOUTIQUE



Dear Teachers,


I hope this purchase enhances your classroom!

Please take a moment and leave feedback on this purchase (and earn yourself some TPT credits).

Thank you!
Becky



FOLLOW BECKY'S BRAINY BOUTIQUE
ON SOCIAL MEDIA:



TERMS OF USE: THIS ITEM IS FOR PERSONAL USE IN YOUR CLASSROOM. PLEASE DO NOT DISTRIBUTE. IF YOU HAVE A FRIEND WHO WOULD ENJOY THIS PRODUCT, PLEASE DIRECT THEM TO MY STORE. THE INFORMATION, ACTIVITIES, AND IMAGES INCLUDED ARE COPYRIGHTED. YOU MAY NOT REUSE OR SELL ANY PORTION OF THIS ITEM. YOU ARE WELCOME TO POST ABOUT IT ON YOUR BLOG AND/OR OTHER SOCIAL MEDIA SITES, AS LONG AS YOU LINK BACK TO MY TPT STORE AND USE MY BUTTON. FEEL FREE TO E-MAIL WITH ANY QUESTIONS/COMMENTS TO BECKYSBRAINYBOUTIQUE@GMAIL.COM.

CLIP ART, FONTS
AND BORDERS
FROM:

